

Play Word Rally against your friends!

Add Friends in Game Center

To play Word Rally against friends, you first have to add your friends in Game Center.

Open the Game Center App.



Click Requests.

Click Add Friends.



In the To: field type your friend's email address or exact Game Center Nickname.

Feel free to add some information in the email box so they know you want them to join you on Game Center in order to play Word Rally together.

While you wait, play some Word Jewels! ☺
Once your friend has accepted the invitation go back into Word Rally.

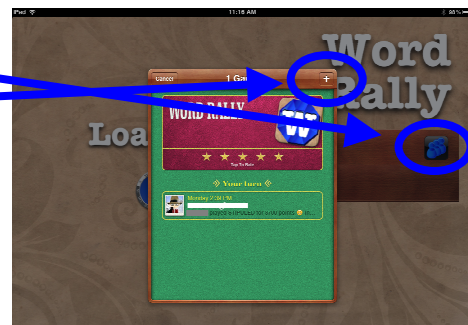


Start a game with friends in Word Rally

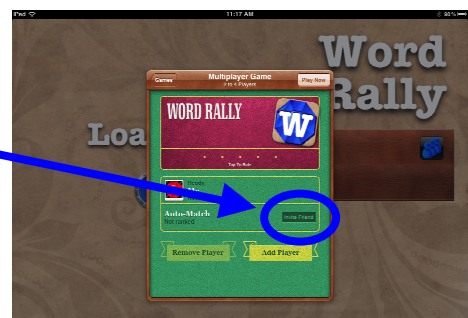
Once you are friends in Game Center, you can invite them to a game in Word Rally.

Click the blue game pieces button.

Click the + button.

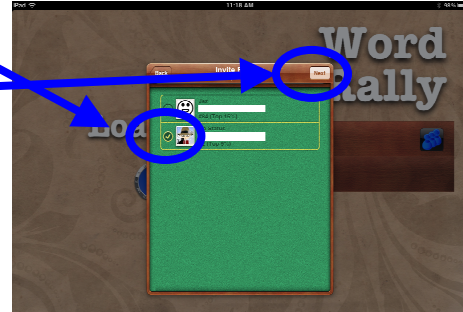


Click the Invite Friend button. This will bring up a list of your friends.



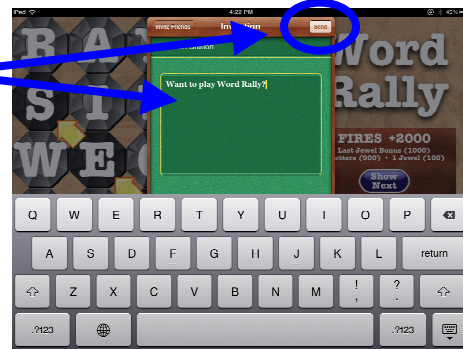
Tap the friend(s) you want to invite to your game.

Click Next.



(Optional) Add text to the invitation.

Click Send.



Click Play Now.

Your game has begun!



Your five star reviews keep new Boy Howdy games and updates coming!

www.boyhowdytech.com